

DRIVERS OF FORCED MIGRATION



Ska Keller
Member of the European Parliament
for Alliance 90/The Greens and
parliamentary leader of the Greens/EFA in
the European Parliament



Michael Bloss
Member of the European Parliament for
Alliance 90/The Greens
and spokesperson for climate policy



PEOPLE FLEE FOR MANY REASONS

War and persecution are forcing more and more people to flee. Hunger, poverty and a drastic deterioration in living conditions – often exacerbated by the consequences of climate change – are driving many people to leave their homes. Many refugees and migrants become victims of violence, abuse and slavery. Thousands lose their lives on the perilous journey. Worldwide, most of these deaths occur at Europe's external borders in the Mediterranean.

WE HAVE A RESPONSIBILITY TO PROTECT REFUGEES

The EU hosts just nine percent of the world's refugees. The vast majority of refugees remain in the Global South. Many are internally displaced; others seek protection in neighbouring countries. Europe must do more to meet its global responsibility to protect refugees. We need to step up support to countries such as Lebanon, Uganda and Turkey that host many refugees. We must drastically increase the admission of refugees under the UN Resettlement Programme and humanitarian visas for asylum seekers. We also urgently need a fair distribution of refugees within the EU.

WE NEED TO FIGHT THE DRIVERS OF FORCED MIGRATION

Instead of fighting those who flee, we need to systematically tackle the various drivers of forced migration. This means creating conditions that allow people to stay in their country because they want to – and not because they are prevented from leaving it due to EU deals with third countries. It would also mean that people leave their country because they want to – not because they are forced to do so by violence, persecution or hunger. The fight against the drivers of forced migration is not directed at those who flee, but is directed against the causes of displacement, persecution and forced migration.

ACTIONS SPEAK LOUDER THAN WORDS

We must do much more to improve the situation of people in their home countries. The EU must stop fuelling wars with European weapons. Emergency relief for people suffering from humanitarian crises and famines must be drastically increased. Instead of destroying local markets in developing countries by flooding them with highly subsidized European products, the EU needs to conclude trade agreements that offer genuine development prospects to countries in the Global South. Finally, as one of the main causes of climate-related migration, the EU must systematically implement the Paris climate agreement and help developing countries cope with the consequences of climate change.

The **DRIVERS OF FORCED MIGRATION** is a project by Ska Keller, MEP, and Michael Bloss, MEP.

Developed and designed by: **Atlas Manufaktur**
Dietmar Bartz, Ellen Stockmar

Assisted by: Lena Ziyal, Andreas Kaizik, Christine Schulz (Infotext Berlin)

This work is licensed under the "Attribution 4.0 International" (CC BY 4.0) Creative Commons licence. The text of the licence is available at <https://creativecommons.org/licenses/by/4.0/legalcode>. A summary (which does not serve as a substitute) is available at <https://creativecommons.org/licenses/by/4.0/deed.de>.



2nd Edition, 2019

Orders: ska.keller@ep.europa.eu or michael.bloss@europarl.europa.eu

Sources:

top left: Arbeitsgemeinschaft Kriegsursachenforschung (AKUF) – Research Group on the Causes of War) at the University of Hamburg, 2018 Summary, as of 5 December 2018, <http://bit.ly/2CxtVt9>. Definition of war: Involvement of at least two armed forces, with state armed forces on one side; centralized control of the fighting parties and the conflict both sides with a planned strategy. Armed conflict: violent conflict that does not fully meet the definition of war; often with interruptions in combat. Precise definition: <http://bit.ly/2Bz9WtL>. – SIPRI Arms Transfers Database 2015–2018, publ. 2019, <http://bit.ly/2G6G00e>. Figures from the Stockholm International Peace Research Institute (SIPRI) use the TIV (trend-indicator value) unit, which measures military capability, and is based on the value in US dollars, enabling free or discounted arms deliveries to be adequately taken into account and compared. The figures in the map are in millions of TIV (mTIV). To give a sense of the magnitude, a Eurofighter aircraft is valued at 55 mTIV and five new Leopard tanks are valued at 8 mTIV. Supplying countries under 100 mTIV are not shown.

top right: Major migration routes: United Nations, 2017 International Migration Report, Highlights, S. 14, <http://bit.ly/2DvRhtv>. – Multidimensional poverty: UN Development Programme (UNDP), Oxford Poverty and Human Development Initiative (OPHI), 2019 Global Multidimensional Poverty Index, Illuminating Inequalities, <http://bit.ly/2Nst4e4>, pp.18–19.

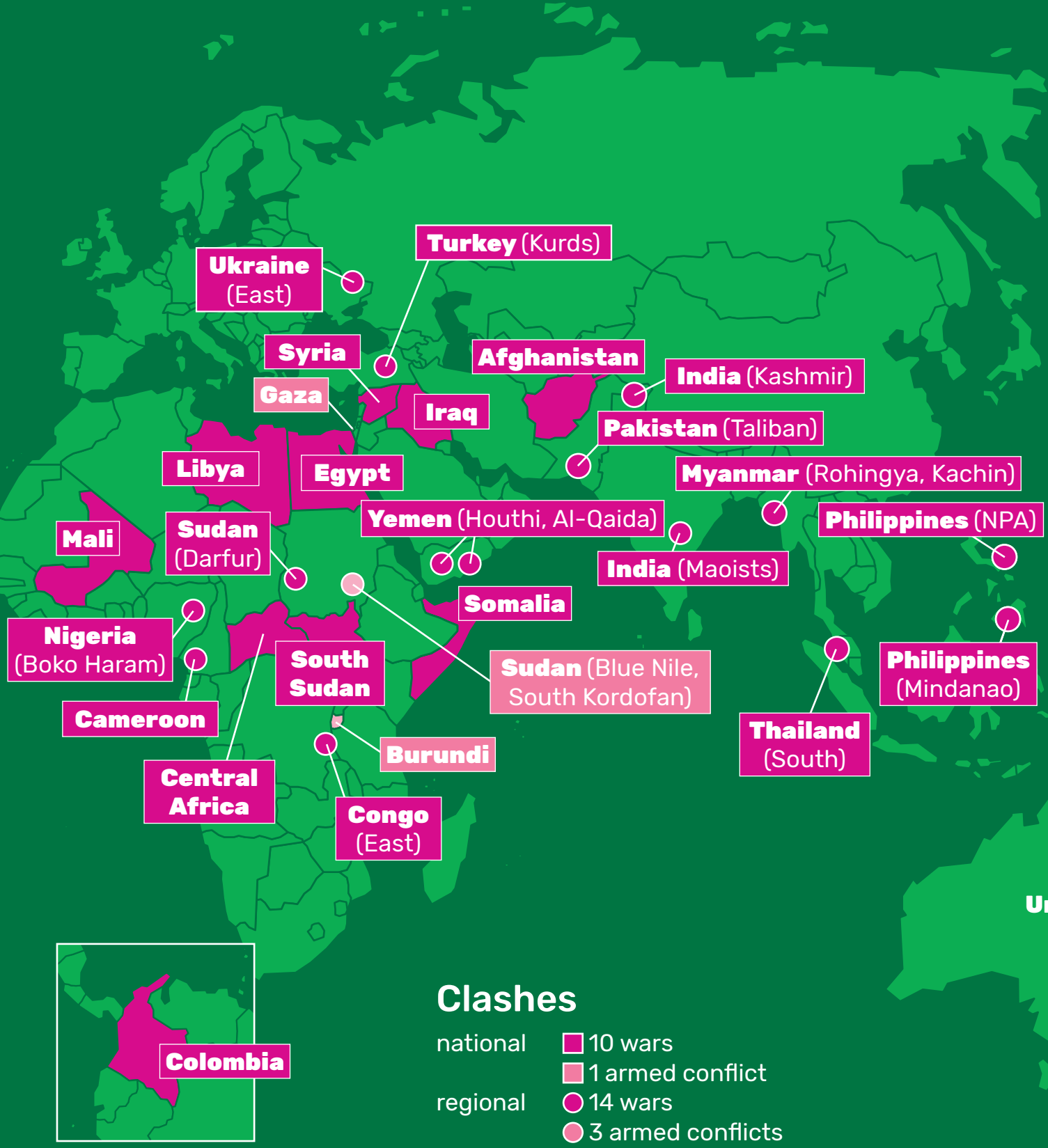
middle: United Nations High Commissioner for Refugees (UNHCR), Global Trends, Forced Displacement in 2018, publ. 2019, pp.45–68, <http://bit.ly/2Z2P1CD>. All countries with over 100,000 refugees, internally displaced people, and other "persons of concern". Small graphics: UNHCR, 2018 in Review, Trends at a Glance, <http://bit.ly/36Kj4t1>. – Registered deaths 2014 to 2019: UN International Organization for Migration (IOM), Missing Migrants Project, status: 31 October 2019, <http://bit.ly/2H6WZ0N>.

bottom left: Civicus Monitor, Tracking civic space, 2019, <http://bit.ly/23SgqvD>. – OECD, Social Institutions and Gender Index (SIGI) 2014, countries scoring over 75 on the index of discrimination in the family, excluding countries with under 1 million women, <http://bit.ly/34FYwAK>. World Bank Data, Population, female, 2019 Revision, <http://bit.ly/2N8bdng>.

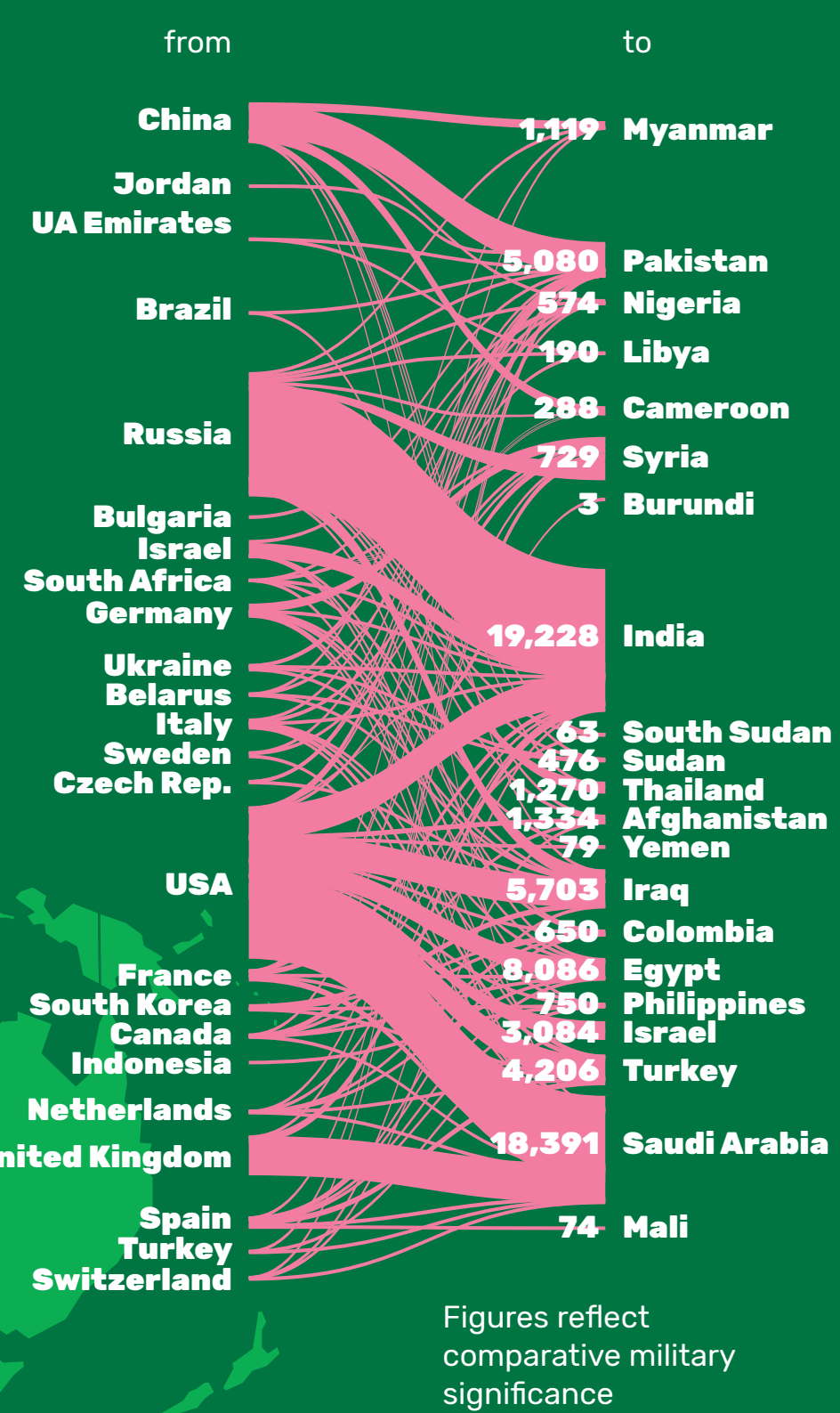
bottom right: United Nations Environmental Programme (UNEP)/GRID-Arendal, Global soil degradation, 2018, <http://bit.ly/2E5mgdy>; no more recent data available. UN Food and Agriculture Organization (FAO) Yearbook 2012, p.284 f., <http://bit.ly/7skXt4>. – University Corporation for Atmospheric Research (UCAR)/GRID-Arendal, Sea Level Change in Bangladesh, 2009, <http://bit.ly/2Zgmc3v>.

DRIVERS OF FORCED MIGRATION


WAR



Arms exports to areas of conflict across the globe

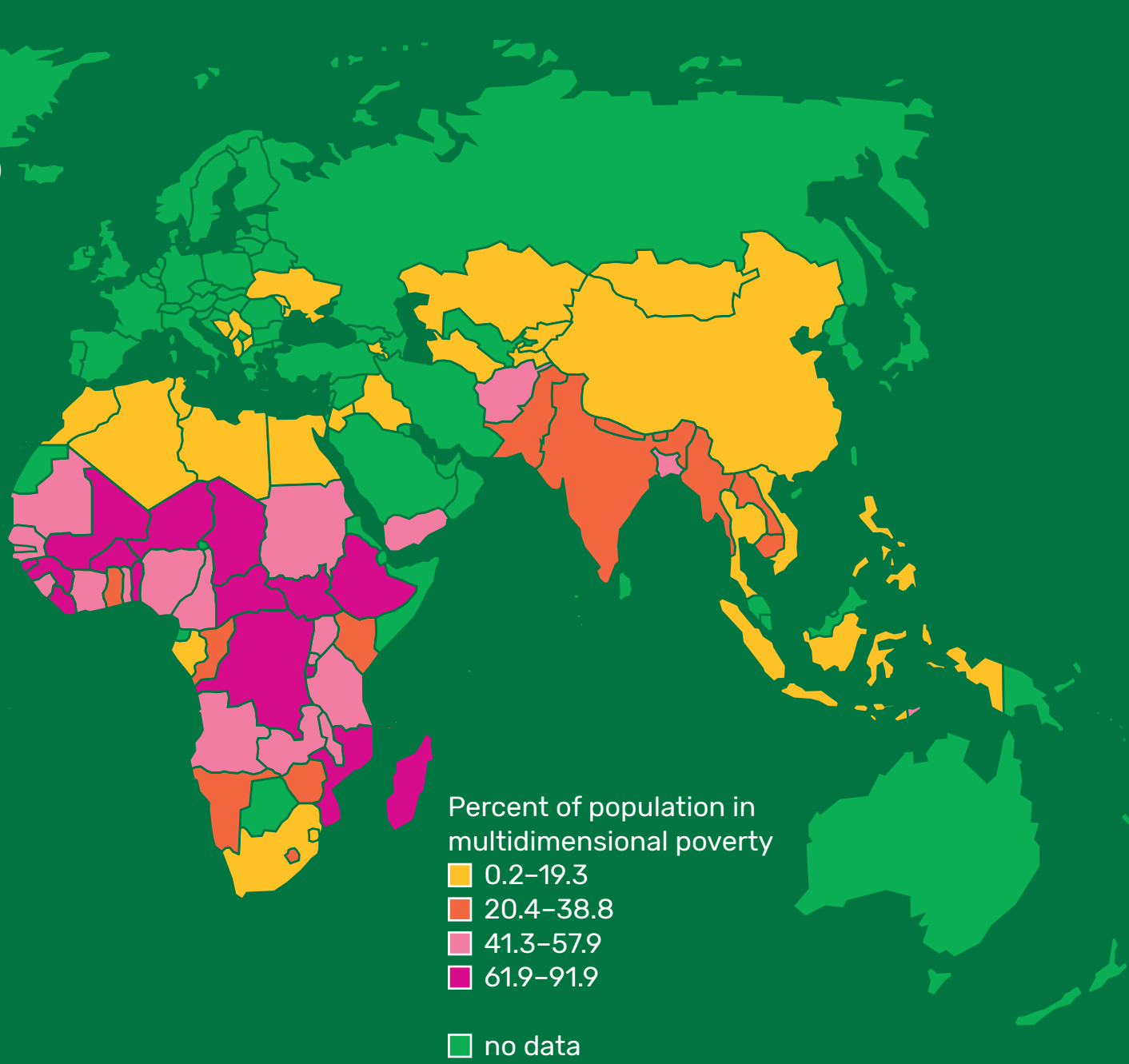


Main regional migration destinations, millions



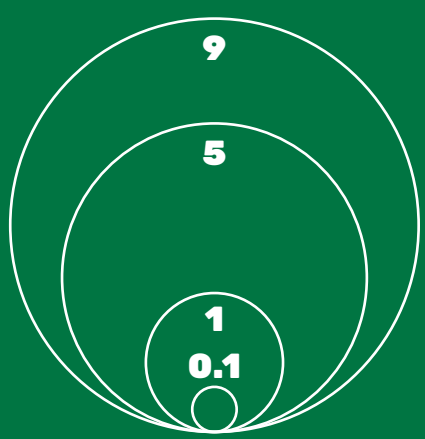
MULTIDIMENSIONAL POVERTY

Nutrition, child mortality, education, cooking fuel, sanitation, drinking water, electricity, housing, assets



29.4 million refugees Around 71 million people are currently displaced. 41.3 million internally displaced people

Total displaced people, in millions



Refugees Internally displaced Stateless, returnees, other

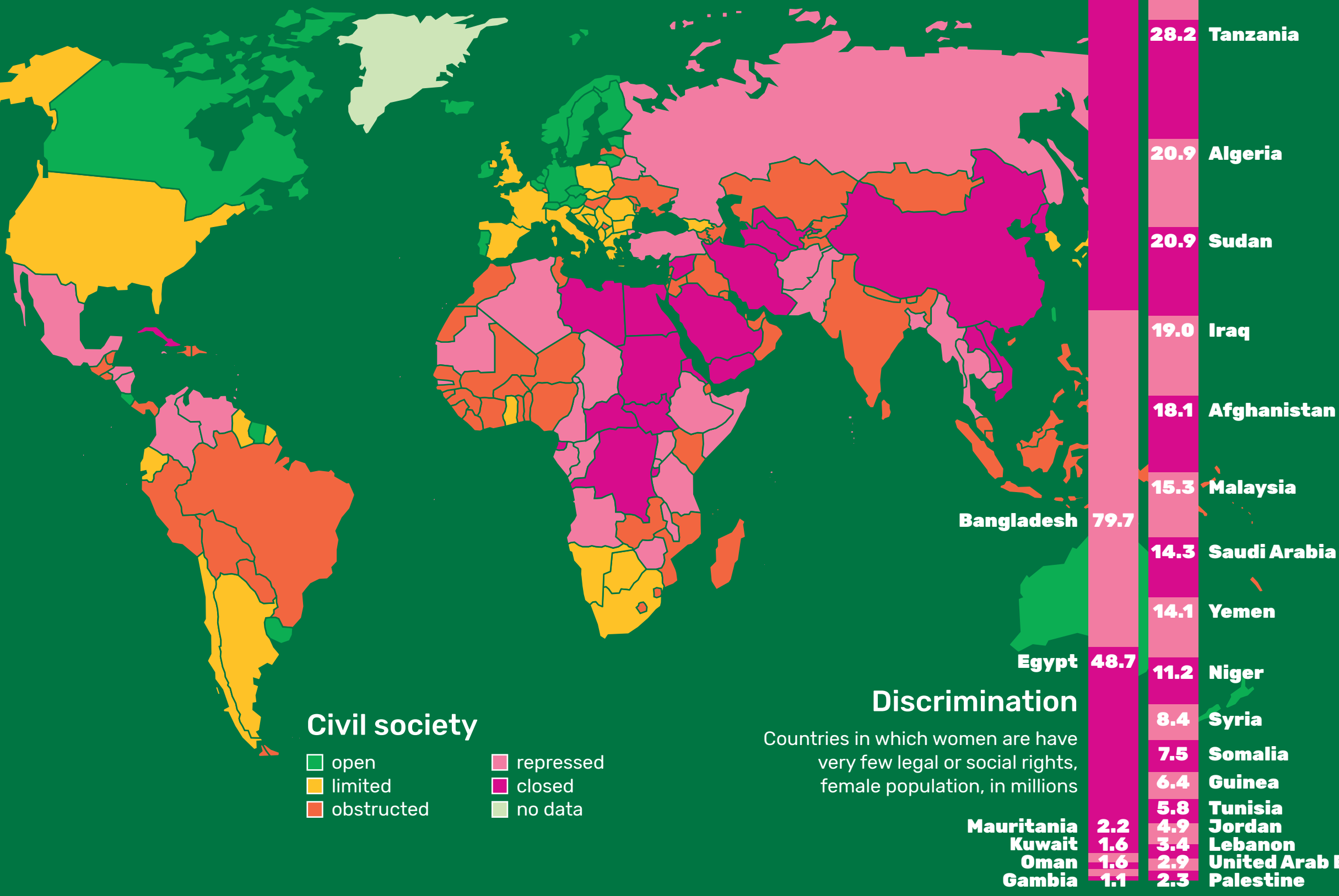

25 newly displaced people every minute



Refugee numbers compared to population



Migrant fatalities recorded, 2014 to Oct. 2019



Change in soil quality



Rising sea levels

Bangladesh, sea-level rise of 1 metre, 17,000 square kilometres submerged, 15 million people affected

CLIMATE CHANGE

HUMAN RIGHTS